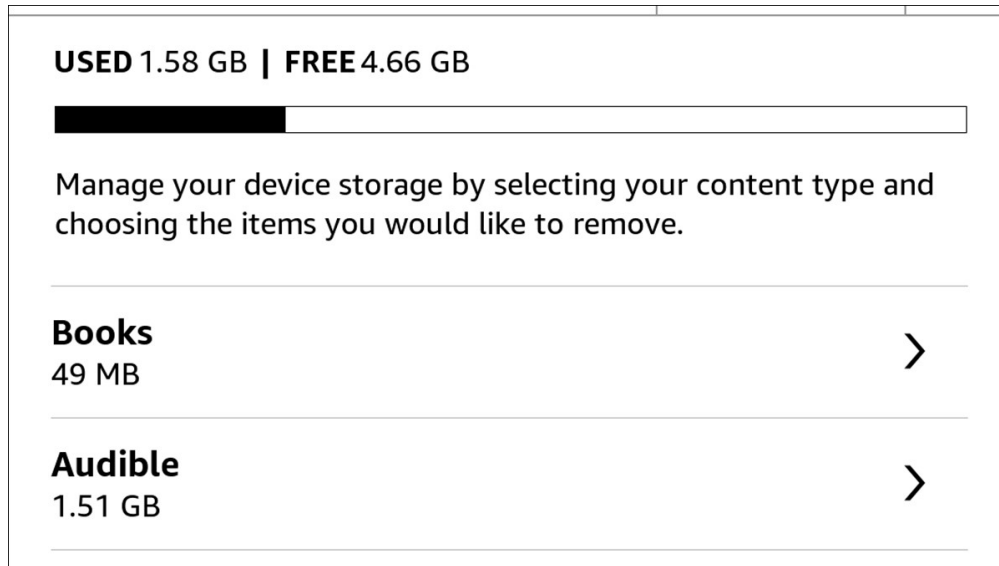
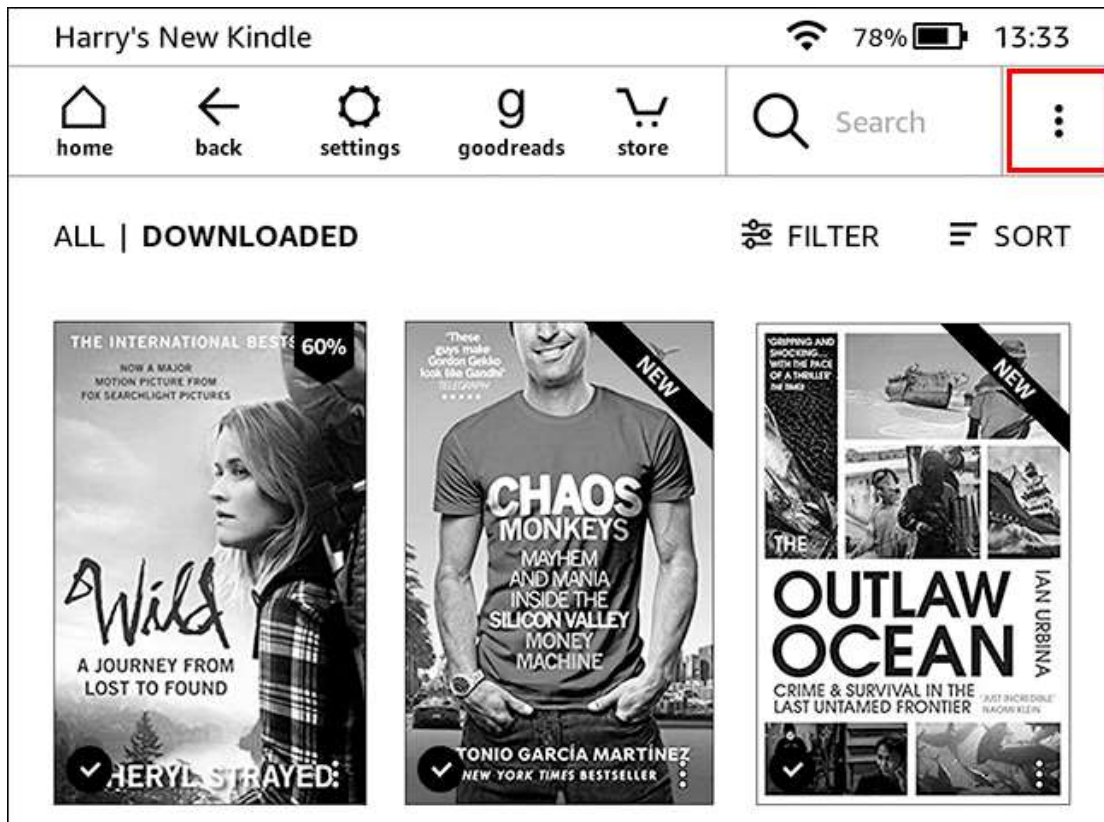


How to Free Up Space on Your Kindle

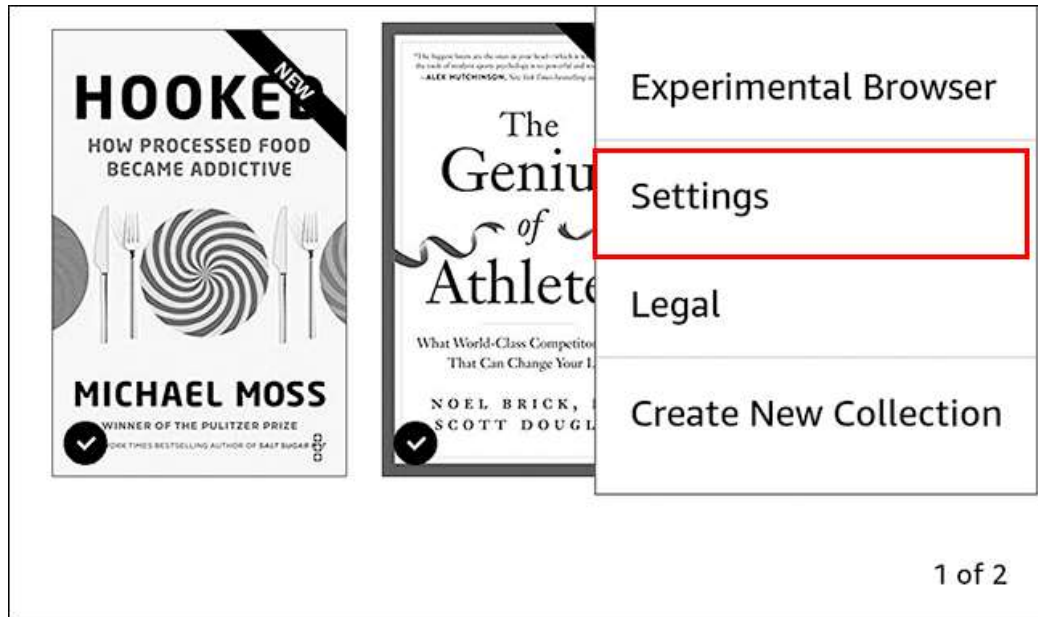


Kindles have enough storage space for hundreds or thousands of e-books, but it's still possible to occasionally run into space issues—especially if you download a lot of audiobooks from Audible. Here's how to free up space on your Kindle when you need to.

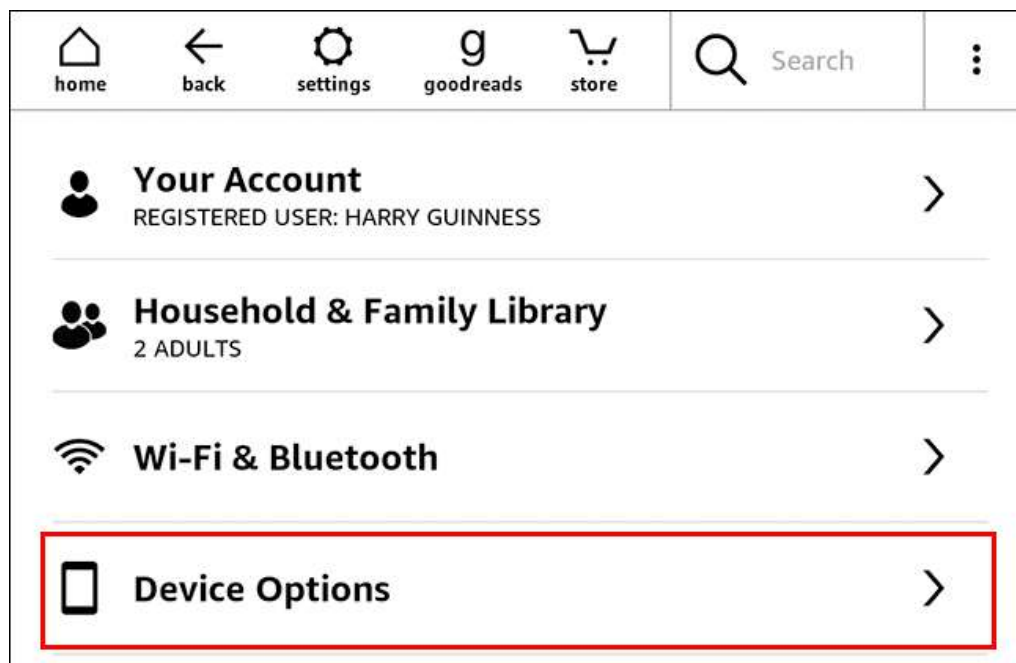


Managing Storage Space on Your Kindle

From your Kindle's Home Screen, tap the three little dots in the top-right corner. Then, tap "Settings" in the pop-up menu.



Next tap "Device Options".



Then "Advanced Options".

Restart >
Restart your Kindle.

Reset >
Reset your Kindle to its original settings and restart it.

Advanced Options >
Set view options for Home screen and Library; manage device power, storage, device time, Kindle updates, Privacy and Whispersync.

And, finally, "Storage Management".

Power Saver >
A low-power sleep mode to conserve battery life.
ENABLED

Privacy >
Use personal data collected by the device's operating system for marketing and product improvement.

Storage Management >
Manage storage space on your Kindle.
6.16 GB FREE OF 6.23 GB

Here you'll see an overview of how much space is available on your Kindle. There are also two options: **Manual Removal** and **Quick Archive**. We'll take them each in turn.

USED 1.58 GB | FREE 4.66 GB



Manual Removal

Manage your Kindle storage by selecting a content type and choosing the items you would like to remove. These items will still be accessible from the All view of your library, except for manually transferred content which will be deleted from this Kindle.










Quick Archive

Free up storage by removing items downloaded from the Cloud that have not been opened recently. These items will still be accessible from the All view of your library.




Manually Removing Content from Your Kindle

Manual Removal 📶 100% 🔋 15:08

 home  back  settings  goodreads  store  Search 

USED 1.58 GB | FREE 4.66 GB



Manage your device storage by selecting your content type and choosing the items you would like to remove.


Books >
49 MB

Audible >
1.51 GB

The **Manual Removal** option enables you to select exactly what content gets removed from your Kindle.

Tap into it and you'll see a breakdown of how much space all the different kinds of Kindle content are taking up.

USED 1.58 GB | FREE 4.66 GB




Select items that you would like to remove from this device.

Assassin's Quest: The Farseer Trilo... Robin Hobb	527 MB	<input type="checkbox"/>
Royal Assassin: The Farseer Trilogy... Robin Hobb	410 MB	<input type="checkbox"/>
Gardens of the Moon: The Malazan... Steven Erikson	365 MB	<input type="checkbox"/>
Assassin's Apprentice: The Farseer ... Robin Hobb	242 MB	<input type="checkbox"/>

You can then tap into the different categories to see a list of all the items sorted by size. Select any you want to delete and tap "Remove".

USED 1.58 GB | FREE 4.66 GB



Select items that you would like to remove from this device.

Assassin's Quest: The Farseer Trilo... Robin Hobb	527 MB	<input checked="" type="checkbox"/>
Royal Assassin: The Farseer Trilogy... Robin Hobb	410 MB	<input checked="" type="checkbox"/>

CANCEL **REMOVE**

Automatically Archiving Old Content

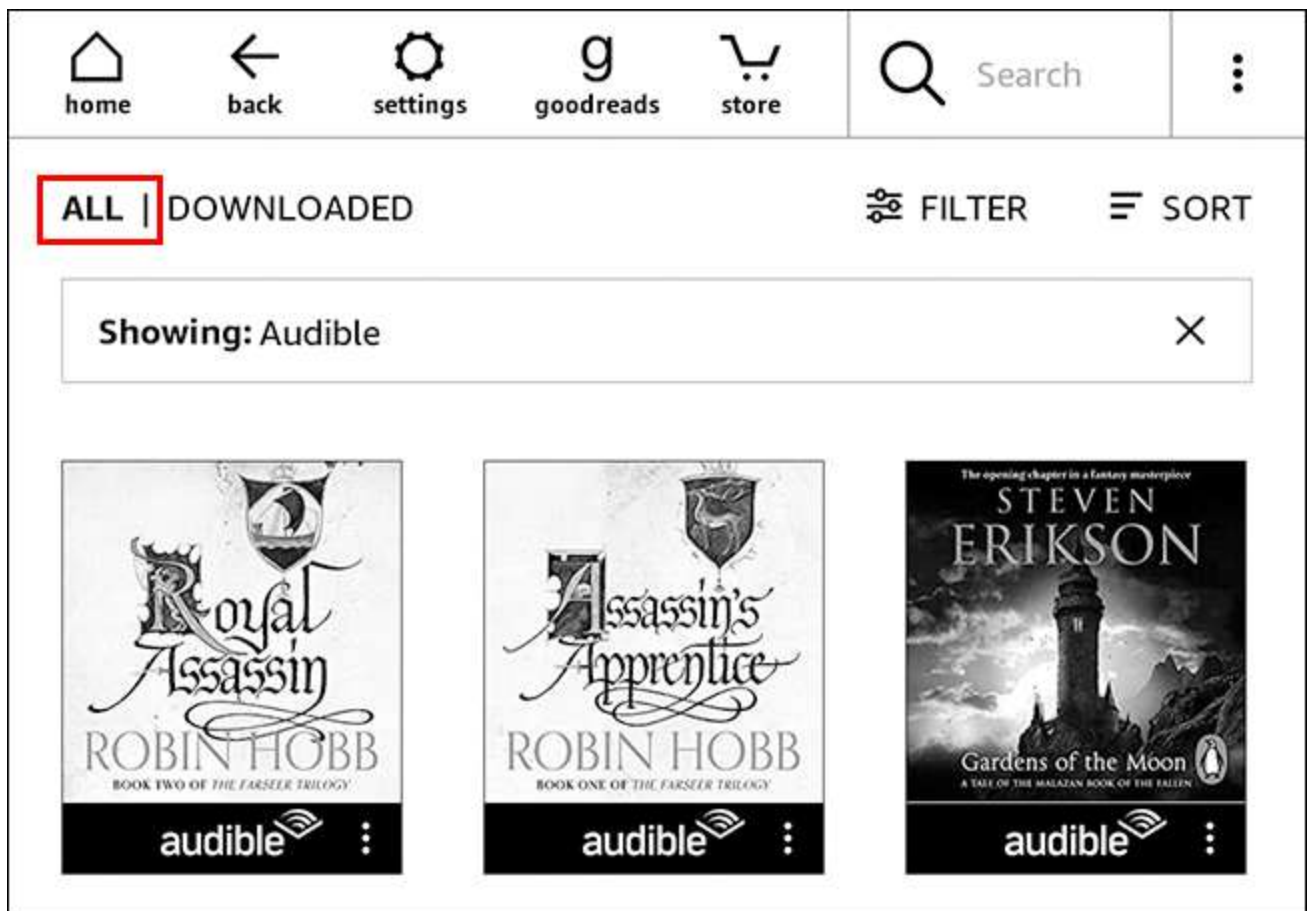
1 Month 0 BYTES	<input type="radio"/>
3 Months 0 BYTES	<input type="radio"/>
6 Months 0 BYTES	<input type="radio"/>
1 Year or More 0 BYTES	<input checked="" type="radio"/>

The **Quick Archive** option enables you to sort out any space issues in a few seconds. Tap into it and you have the option to remove any content you haven't opened in the past **1 Month**, **3 Months**, **6 Months**, or **1 Year or More**.

The screenshot above is of a Kindle that's just been reset. Your screen will look a little different if you have content saved on it.

Select the option you want and then tap "Remove".

What Happens to Content You Remove?



Any content you remove that's in your Kindle or Audible library gets removed from your device only. You can re-downloaded it at any time from the All menu on the Home Screen.

Beware, however, that any content you've added over USB will be removed from your device. As it's not in your Kindle library, you won't be able to re-download it and will need to transfer it manually again.
